



2023 CURBSIDE WASTE COLLECTION GUIDE



ACTIVATE SUSTAINABILITY

vernon.ca/wasteaware

Service provided by:



GETTING READY

Your participation in Vernon's new organics diversion program is one of many ways we're activating our Climate Action Plan. Together, we're making our community's future better!

USING YOUR ORGANICS CART

1 Find the best location.

Place somewhere with convenient access from the kitchen, in a garage or shady area outside.

2 Check the list of compostable items accepted for organics collection in this guide.

3 Check the map and calendar for your collection day.

Find your location on the map in this guide and reference the colour code in the calendar to confirm your collection schedule. Organics are collected weekly and garbage is collected every second week.

4 Set your cart at the curb by 7 a.m. on your collection day.



Do not overflow your carts. All materials must fit into your cart and the lid must close properly. Do not leave yard waste on the ground beside your cart - it will not be picked up.

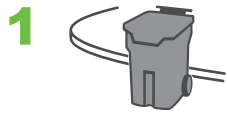
MOVING OUT?

Carts are registered with the property address, not the homeowner. If moving residences, please leave carts behind.



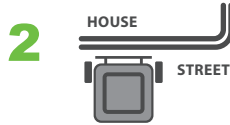
AT THE CURB

Follow these steps when placing your cart at the curb:



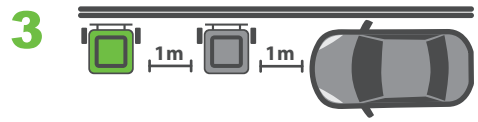
PARK IT

Wheels against the curb or just off the roadway.
Do not block bike lanes or sidewalks.



POINT IT

Front of cart should point to centre of the road.



SPACE IT

Give at least an arm's length distance (1m) from all other objects.



For damaged and missing containers or for more information, please call Emterra Environmental. See contact details below.

HELP US SERVE YOU BETTER



Place carts at the curb by 7 a.m. on collection day. Please do not place carts out the night before.



Place carts in a safe spot for collection, away from overhead obstacles, fences, and parked vehicles.



Cart lids must be completely closed for pickup.



Carts should be kept clean to mitigate odours.



Do not leave additional bags of yard waste next to your cart. They will not be picked up.



In winter, place carts on the road side of snow piles and windrows.



Keep wildlife away by setting carts out just before 7 a.m. on collection day and ensuring the lid is properly closed.



Help improve efficiency by setting carts out for collection even if half full.

CUSTOMER SERVICE

Emterra Environmental

P: 250-545-4245 Toll Free: 1-888-609-2645

E: customercare.vernon@emterra.ca

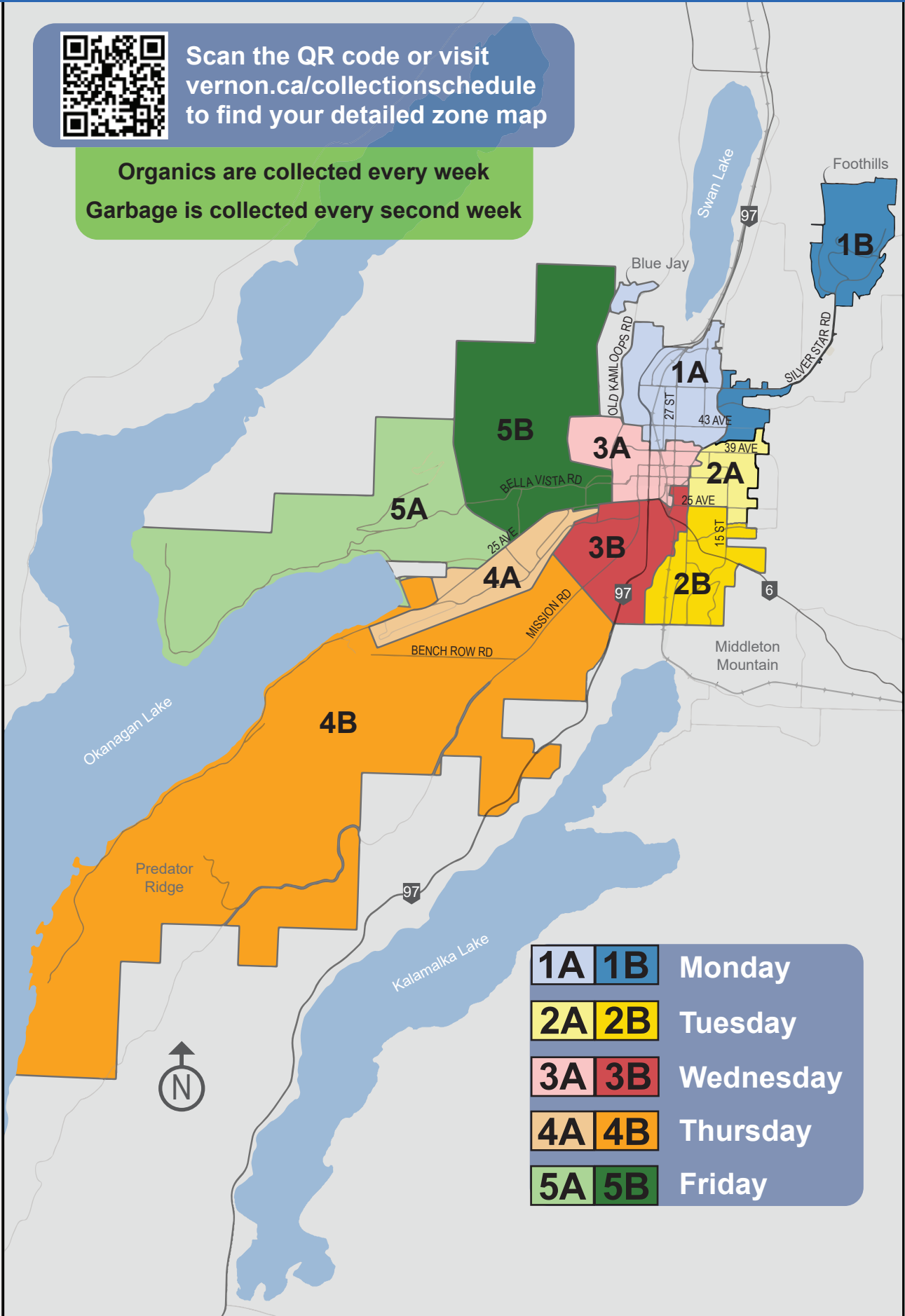


ZONE MAP



Scan the QR code or visit vernon.ca/collectionschedule to find your detailed zone map

Organics are collected every week
Garbage is collected every second week



1A	1B	Monday
2A	2B	Tuesday
3A	3B	Wednesday
4A	4B	Thursday
5A	5B	Friday

COLLECTION SCHEDULE

GARBAGE AND ORGANICS COLLECTION DAY ZONES

JANUARY 2023						
S	M	T	W	T	F	S
1	2	3	4	5	6	7
8	9	10	11	12	13	14
15	16	17	18	19	20	21
22	23	24	25	26	27	28
29	30	31				

FEBRUARY 2023						
S	M	T	W	T	F	S
			1	2	3	4
5	6	7	8	9	10	11
12	13	14	15	16	17	18
19	20	21	22	23	24	25
26	27	28				

MARCH 2023						
S	M	T	W	T	F	S
			1	2	3	4
5	6	7	8	9	10	11
12	13	14	15	16	17	18
19	20	21	22	23	24	25
26	27	28	29	30	31	

APRIL 2023						
S	M	T	W	T	F	S
						1
2	3	4	5	6	7	8
9	10	11	12	13	14	15
16	17	18	19	20	21	22
23	24	25	26	27	28	29
30						

MAY 2023						
S	M	T	W	T	F	S
	1	2	3	4	5	6
7	8	9	10	11	12	13
14	15	16	17	18	19	20
21	22	23	24	25	26	27
28	29	30	31			

JUNE 2023						
S	M	T	W	T	F	S
				1	2	3
4	5	6	7	8	9	10
11	12	13	14	15	16	17
18	19	20	21	22	23	24
25	26	27	28	29	30	

JULY 2023						
S	M	T	W	T	F	S
						1
2	3	4	5	6	7	8
9	10	11	12	13	14	15
16	17	18	19	20	21	22
23	24	25	26	27	28	29
30	31					

AUGUST 2023						
S	M	T	W	T	F	S
		1	2	3	4	5
6	7	8	9	10	11	12
13	14	15	16	17	18	19
20	21	22	23	24	25	26
27	28	29	30	31		

SEPTEMBER 2023						
S	M	T	W	T	F	S
					1	2
3	4	5	6	7	8	9
10	11	12	13	14	15	16
17	18	19	20	21	22	23
24	25	26	27	28	29	30

OCTOBER 2023						
S	M	T	W	T	F	S
1	2	3	4	5	6	7
8	9	10	11	12	13	14
15	16	17	18	19	20	21
22	23	24	25	26	27	28
29	30	31				

NOVEMBER 2023						
S	M	T	W	T	F	S
			1	2	3	4
5	6	7	8	9	10	11
12	13	14	15	16	17	18
19	20	21	22	23	24	25
26	27	28	29	30		

DECEMBER 2023						
S	M	T	W	T	F	S
					1	2
3	4	5	6	7	8	9
10	11	12	13	14	15	16
17	18	19	20	21	22	23
24	25	26	27	28	29	30
31						

HOW TO FIND YOUR HOUSEHOLD'S WASTE COLLECTION SCHEDULE:

1 Find your collection zone on the map on the previous page.

2 Find your collection day on the calendar above.
Dates are colour-coded to show which zone is scheduled for each day.

3 On your pickup day:
ORGANICS are collected **every week on your pickup day**.
GARBAGE is collected **every second week**, as indicated on the calendar above.

Legend:

1A 1B

2A 2B

3A 3B

4A 4B

5A 5B


For example, if you live in zone 1A, organics will be picked up on Mondays every week, and garbage will be picked up on January 9 and 23.

COMPOSTABLE ITEMS



FOOD SCRAPS

- Fruits
- Vegetables
- Bones
- Meat (raw or cooked)
- Fats
- Eggs & shells
- Nuts
- Cheese
- Pasta or rice
- Sauces & syrup
- Tea bags or loose leaf
- Coffee grounds



PAPER PRODUCTS

- Paper bags
- Cereal or pizza boxes
- Paper towel & roll
- Tissue box & tissue
- Newspaper, flyers, magazines
- Wood chopsticks
- Wax paper wrappers
- Paper packets (sugar, pepper, salt)
- Bambooware



YARD WASTE

- Leaves
- Garden trimmings
- Grass clippings
- Sticks (less than 0.5" diameter)
- Flowers
- Bulbs
- Seeds
- Weeds

DID YOU KNOW...

Approximately one-third of residential waste in BC is organic material (such as kitchen and yard waste)*. By diverting organics from our garbage collection system, we are extending the lifespan of our landfill and helping to create a reusable product (fertilizer).

*According to the Compost Council of Canada

WHAT HAPPENS TO MY ORGANICS?

Organics are transported to a transfer station within City limits, then moved each night to a compost facility at Spa Hills Farm in Salmon Arm. The material is then composted into chemical-free fertilizer.

NON-COMPOSTABLE ITEMS



RECYCLABLES

- Aluminum
- Metal
- Plastics
- Glass



OTHER

- Styrofoam
- Pet waste
- Diapers
- Hygiene products

DID YOU KNOW...

63% of food Canadians throw away or compost could have been eaten.

Reduce waste by planning meals in advance, freezing food where possible, and only buying and preparing what you need.



RECYCLE RIGHT

Ensure recyclables are empty and clean before tossing in your blue bin! Learn more:

RECYCLEBC.CA



HAVE MORE QUESTIONS?

Find more answers to frequently asked questions regarding organics collections at:

VERNON.CA/ORGANICS



AT HOME CART CARE

Tips and tricks for storing and cleaning your carts:

KITCHEN CATCHER

- Collect food scraps and other acceptable organic materials in the kitchen catcher.
- Store the catcher under the kitchen sink or on the counter for easy access.
- Line the catcher with newspaper or shredded paper, or use a BPI-certified 100% compostable bag.
- Empty the contents of the catcher into the organics cart regularly (recommended daily, especially in warmer months).



Look for this label when choosing a compostable bag.

ORGANICS CART

- Place a piece of cardboard at the bottom of your organics cart to keep organic waste from sticking.
- Consider placing organics in a paper bag or wrap in newspaper before putting in cart to help keep it clean.
- Rinse your cart periodically with water or baking soda and vinegar. This will reduce odour and keep bugs away.
- Store cart in a garage or away from fences and railings, preferably in the shade, to help keep animals away.
- Ensure the lid is properly latched at all times.
- Layer kitchen waste with yard/garden waste to help keep materials in the cart from sticking, making it easier to empty.



GARBAGE CART

For tips on managing left over garbage including diapers and pet waste, visit vernon.ca/residentialgarbage.