

Q1 DEVELOPMENT & REAL ESTATE UPDATE

Building Permit Volume & Processing Timelines



Single Family Home
22 Permits



Single Family Home w/Suite
4 Permits



Multi-Family Home
13 Permits

159 / 159

new residential units
approved for construction
this quarter / year

Building Permits
Typically processed within 4 weeks



Institutional Building
1 Permits



Commercial Building
15 Permits



Industrial Building
1 Permits

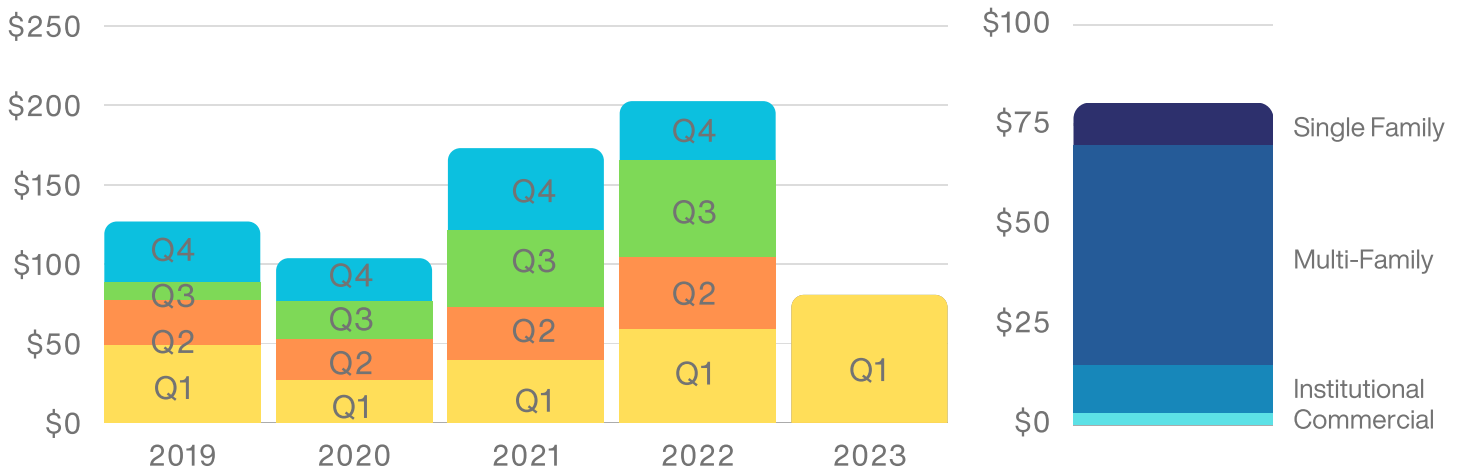
73 vs 75

total number of Building
Permits issued in Q1 2023
vs Q1 2022

Development Permits
Typically processed within 3 months

**Development Variance Permit /
Rezoning Applications**
Typically processed within 6 months

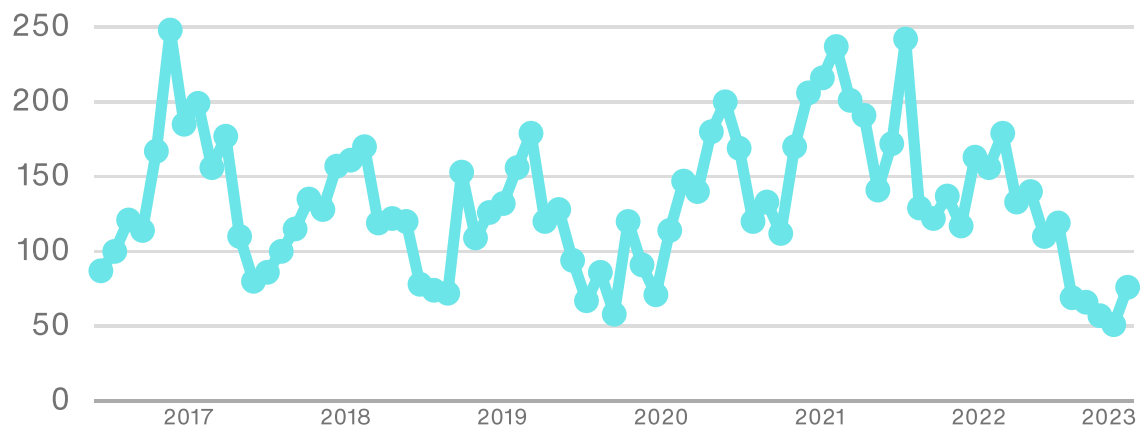
Building Permit Value Comparison & Q1 Breakdown

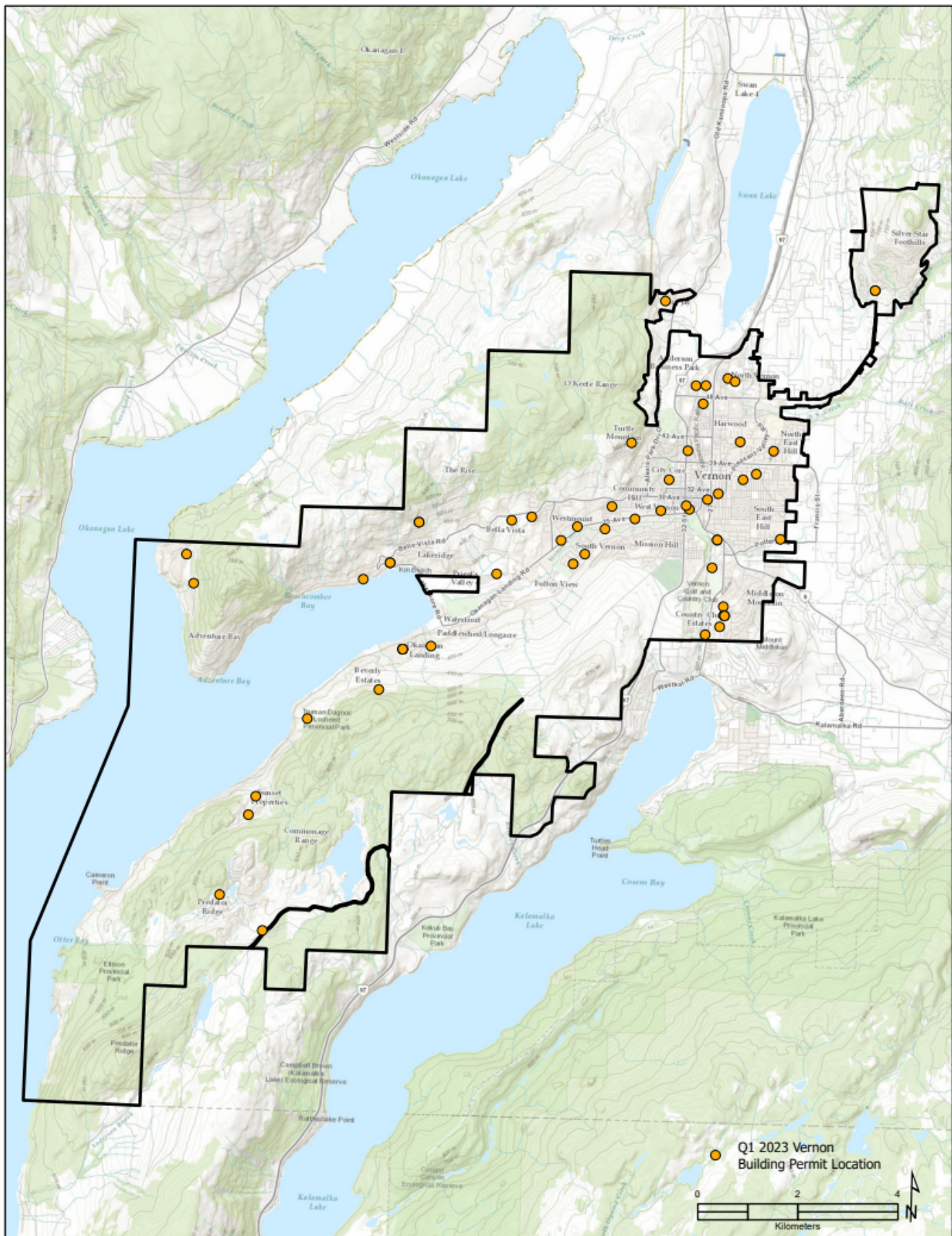


Real Estate Sales Activity Volumes



Fair Market Value
Average Sales Price:
\$735,748
6% increase over
previous quarter





● Q1 Permits
 ● Q2 Permits
 ● Q3 Permits
 ● Q4 Permits

This Development and Real Estate Quarterly update was produced by the City of Vernon's Economic Development & Tourism Department using data sourced from the City of Vernon and Province of British Columbia's Open Data Portal for the period of January 1 to March 31, 2023. For additional details or more information, please contact John Perrott, Manager, Economic Development and Tourism at 250-550-3249 / jperrott@vernon.ca