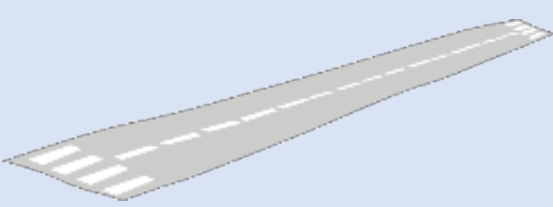




## Development Alternatives Output Analysis 2035

|   | Airport Land<br>(Acre)<br> | Air Traffic<br>(Movements)<br> | Economy<br>(Employees)<br> |
|---|--|---|---|
| <b>Current 2014</b>   | <b>61</b>  | <b>15,482</b>   | <b>97</b>   |
| <b>Option 1<br/>Some Improvements<br/>Without Expansion</b>   | <b>61<br/>(0%)</b>   | <b>20,628<br/>(33.2%)</b>   | <b>97<br/>(0%)</b>  |
| <b>Option 2<br/>Maximize Value Without<br/>Expansion</b>      | <b>62<br/>(1.6%)</b>   | <b>22,723<br/>(46.7%)</b>   | <b>104<br/>(6.7%)</b>   |
| <b>Option 2B<br/>Maximize Value With<br/>Runway Extension</b> | <b>66<br/>(8.2%)</b>   | <b>22,892<br/>(47.9%)</b>   | <b>106<br/>(9.3%)</b>   |
| <b>Option 3<br/>Expansion With Runway<br/>Extension</b>       | <b>71<br/>(16.4%)</b>  | <b>25,075<br/>(61.9%)</b>   | <b>114<br/>(17.5%)</b>  |

