







Vernon Regional Airport Current (2014) VS Projected Activity and Future Demand (2035)

	Airport Land (Acre) 	Commercial and Industrial Space (m2) 	Private Space (m2) 	Tie-Downs 	Based Aircraft 	Air Traffic (Movements) 
Current 2014	90	31,623	13,514	44	130	15,482
Demand 2035	102	39,700	21,137	84	178	24,980
Proposed Airport Development Plan 2035	92	36,801	16,966	52	155	22,723
% Change from 2014	(↑1.6%)	(↑16%)	(↑25%)	(↑18%)	(↑19%)	(↑46.8%)
% Change from 2035 Demand	(↓-10%)	(↓-7.8%)	(↓24%)	(↓-61%)	(↓-15%)	(↓-10%)