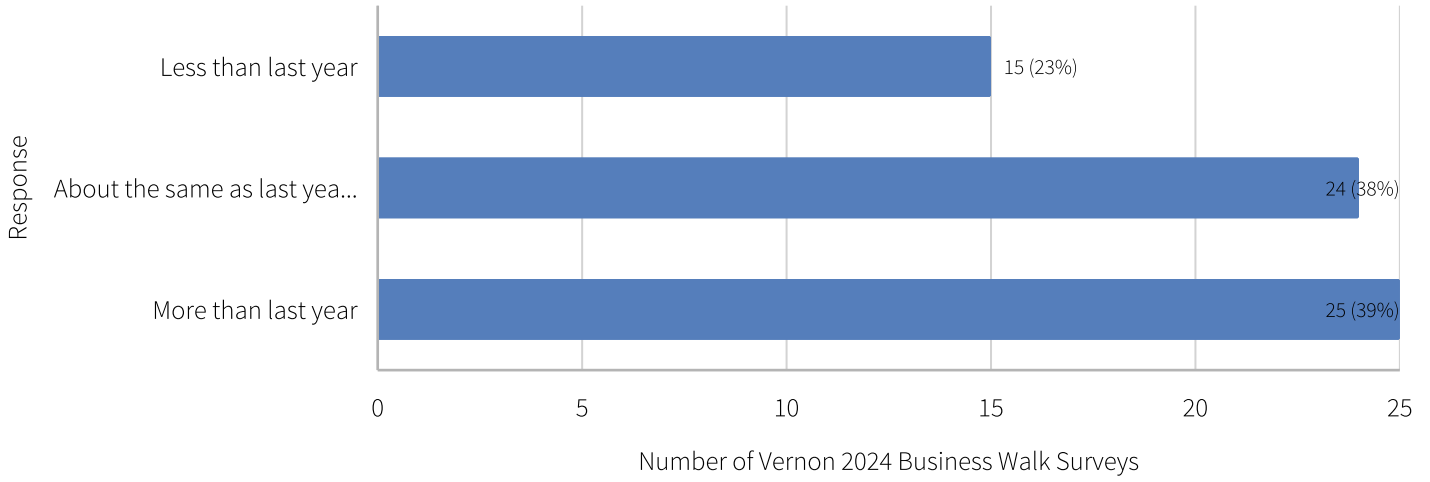




Company and Vernon 2024 Business Walk Survey Report

November 15, 2024

1. Last year 60% of surveyed businesses indicated increased revenue anticipated for 2024, as we begin the final quarter of the year, how would you rate your revenue from this statement?



Responses	Total	
Less than last year	15	23%
About the same as last year	24	38%
More than last year	25	39%
Total	64	100%

2a. What is the average number of full-time employees including yourself (or owner)?

Responses	Total	
2a. What is the average number of full-time employees including yourself (or owner)?	390	100%
Total	390	100%

2b. What is the average number of part-time employees including yourself (or owner)?

Responses	Total	
2b. What is the average number of part-time employees including yourself (or owner)?	180	100%
Total	180	100%

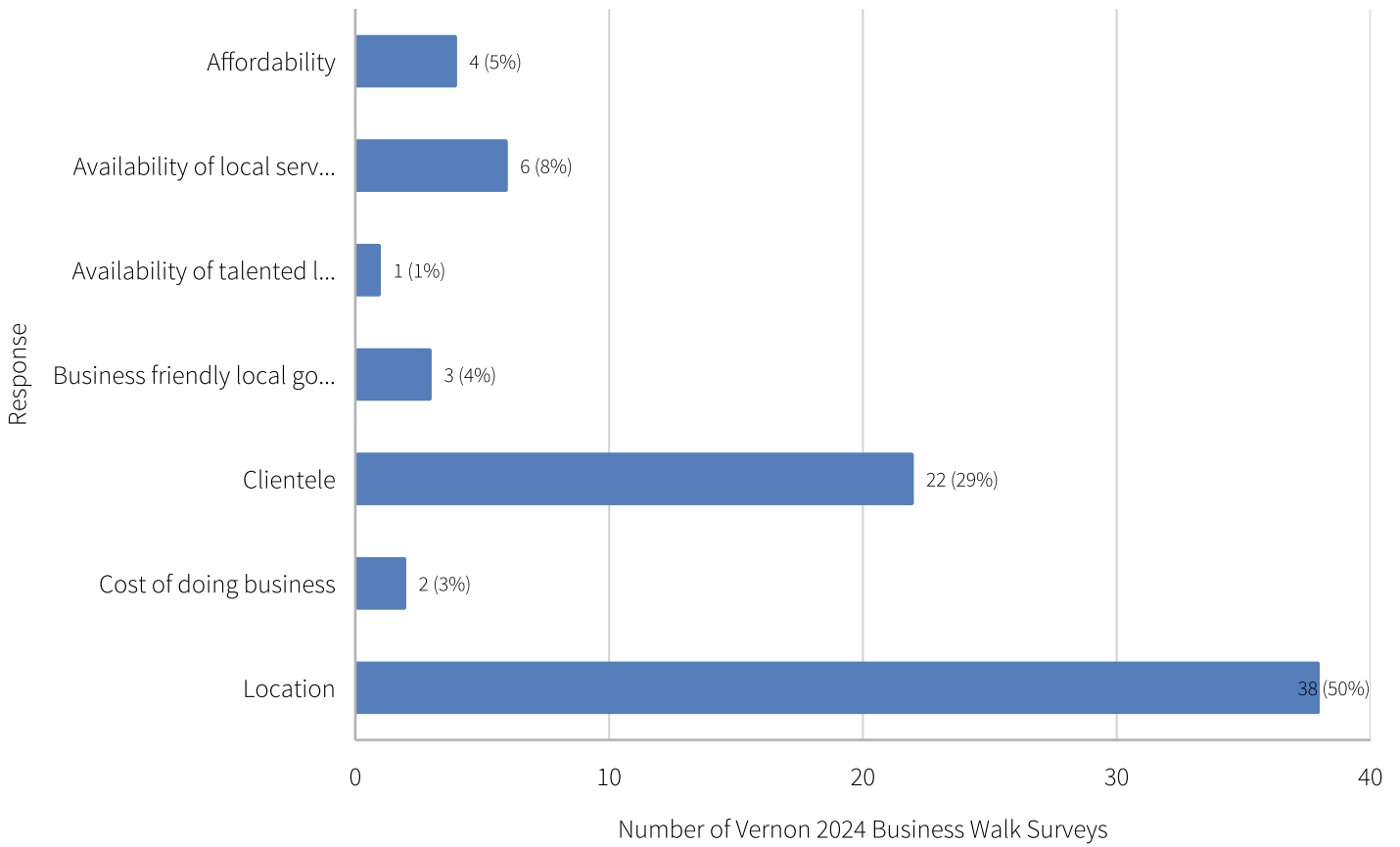
2c. What is the average number of temporary/seasonal employees including yourself (or owner)?

Responses	Total	
2c. What is the average number of temporary/seasonal employees including yourself (or owner)?	133	100%
Total	133	100%

2d. What is the average number of total employees including yourself (or owner)?

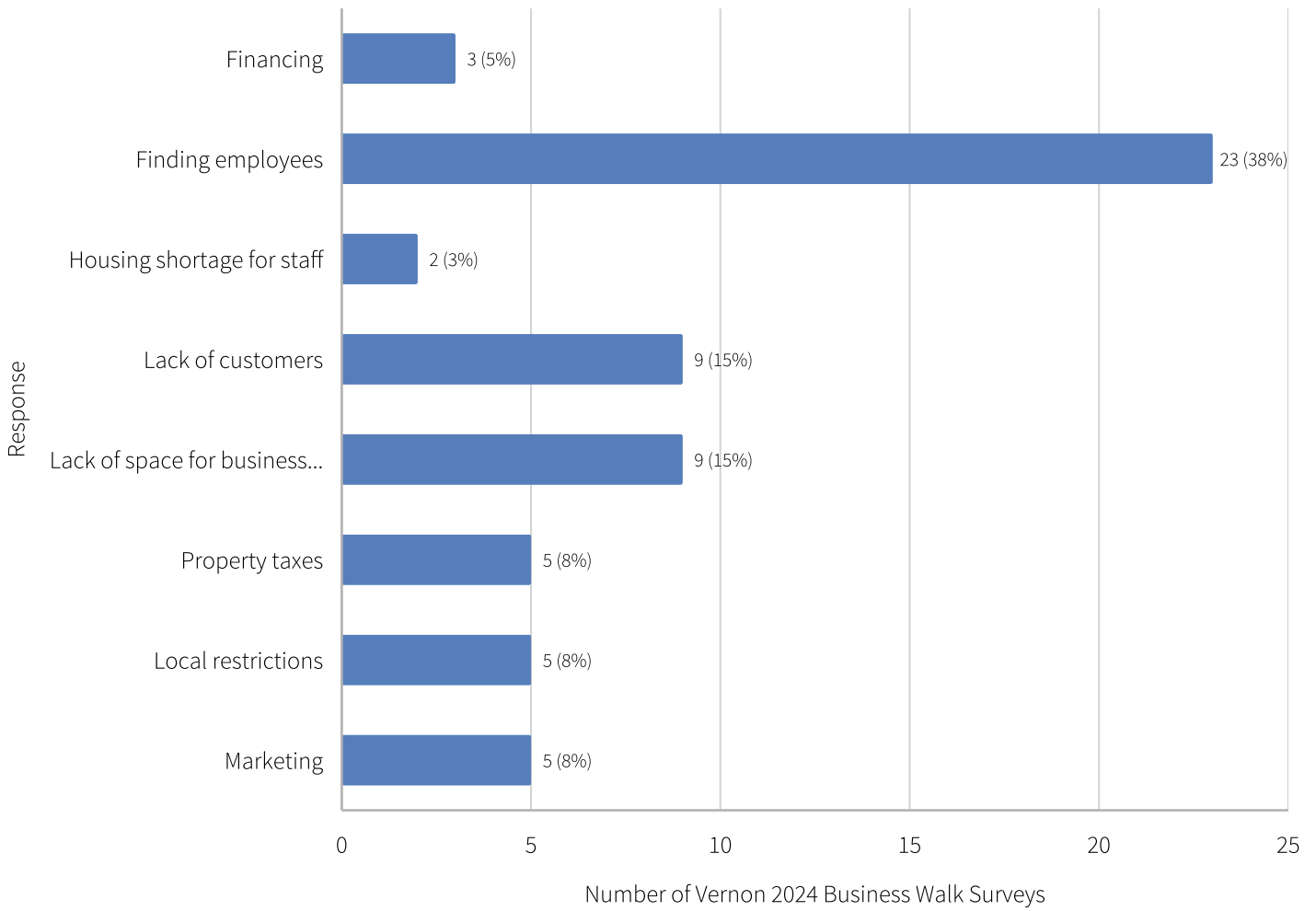
Responses	Total	
2d. What is the average number of total employees including yourself (or owner)?	697	100%
Total	697	100%

3. What do you like MOST about doing business in the area?



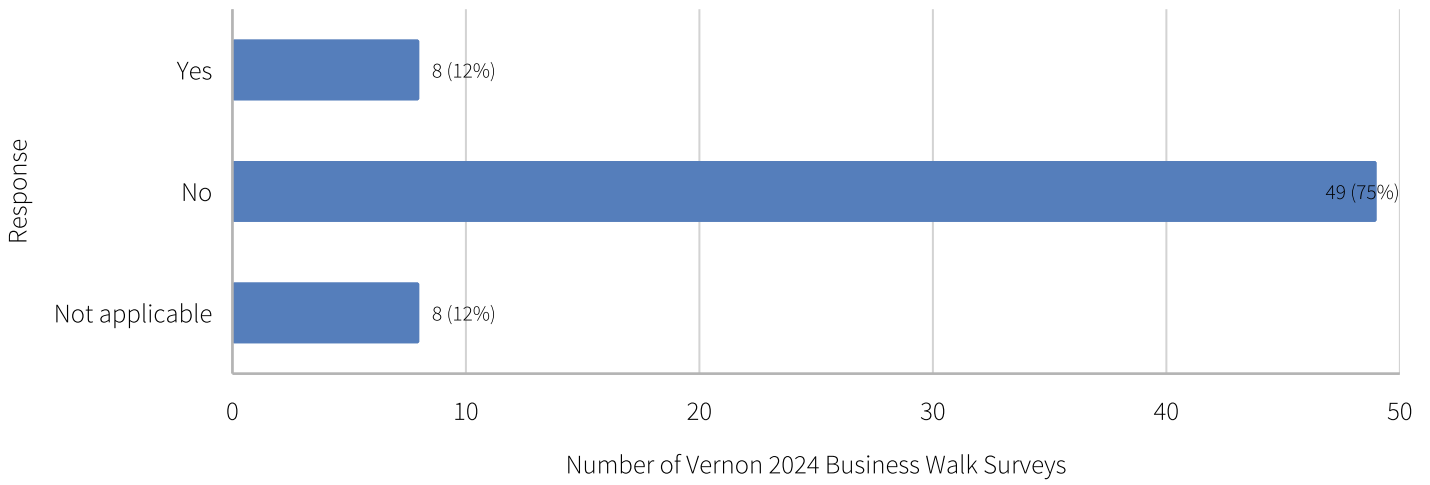
Responses	Total	
Affordability	4	5%
Availability of local services	6	8%
Availability of talented labour	1	1%
Business friendly local government	3	4%
Clientele	22	29%
Cost of doing business	2	3%
Location	38	50%
Total	76	100%

5. What are the biggest challenges facing your business?



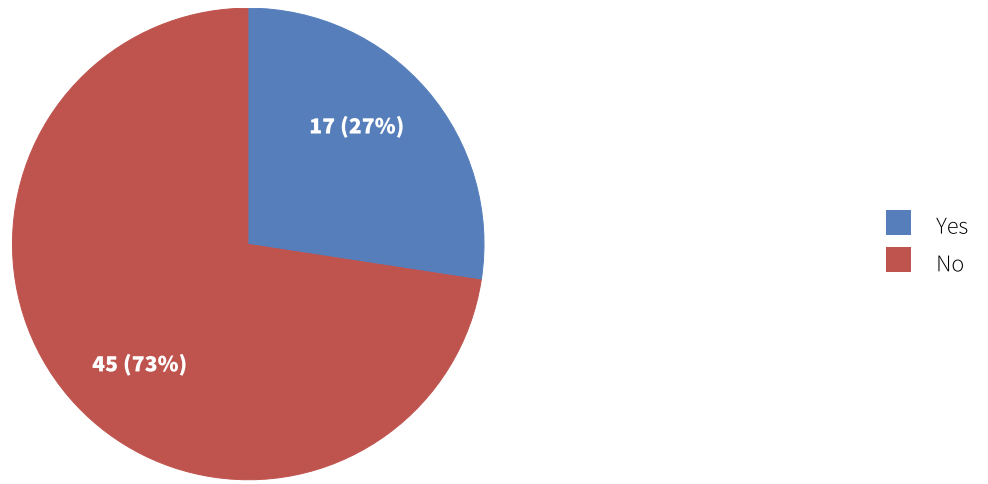
Responses	Total	
Financing	3	5%
Finding employees	23	38%
Housing shortage for staff	2	3%
Lack of customers	9	15%
Lack of space for business growth	9	15%
Property taxes	5	8%
Local restrictions	5	8%
Marketing	5	8%
Total	61	100%

6. Do you plan to retire or sell your business in the next 5 years?



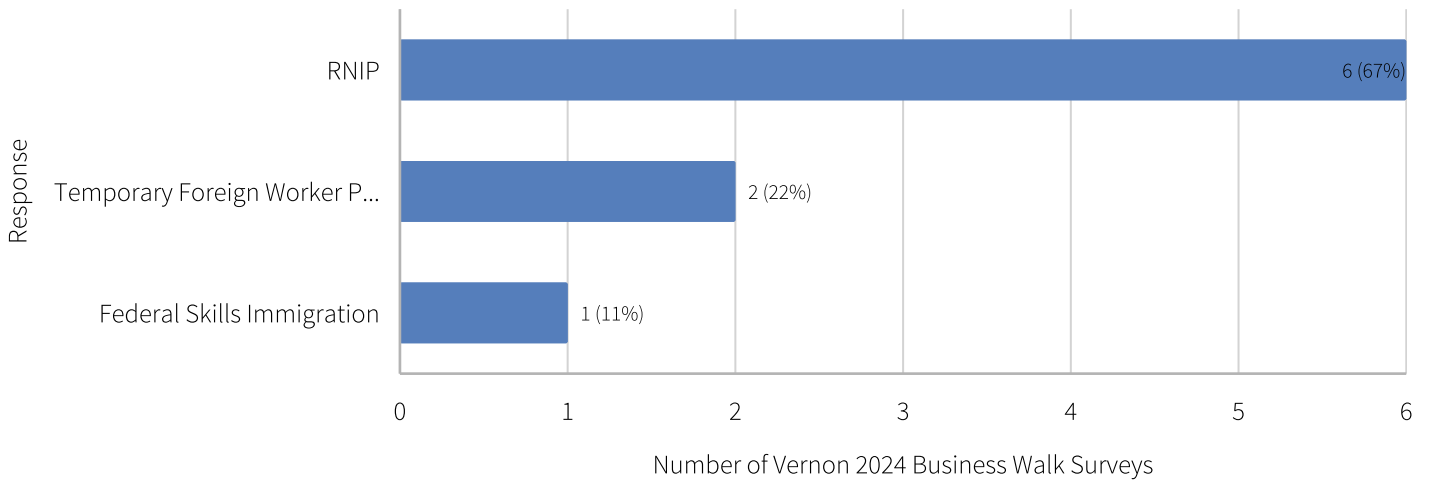
Responses	Total	
Yes	8	12%
No	49	75%
Not applicable	8	12%
Total	65	100%

7. Have you hired an immigrant worker in the past year?



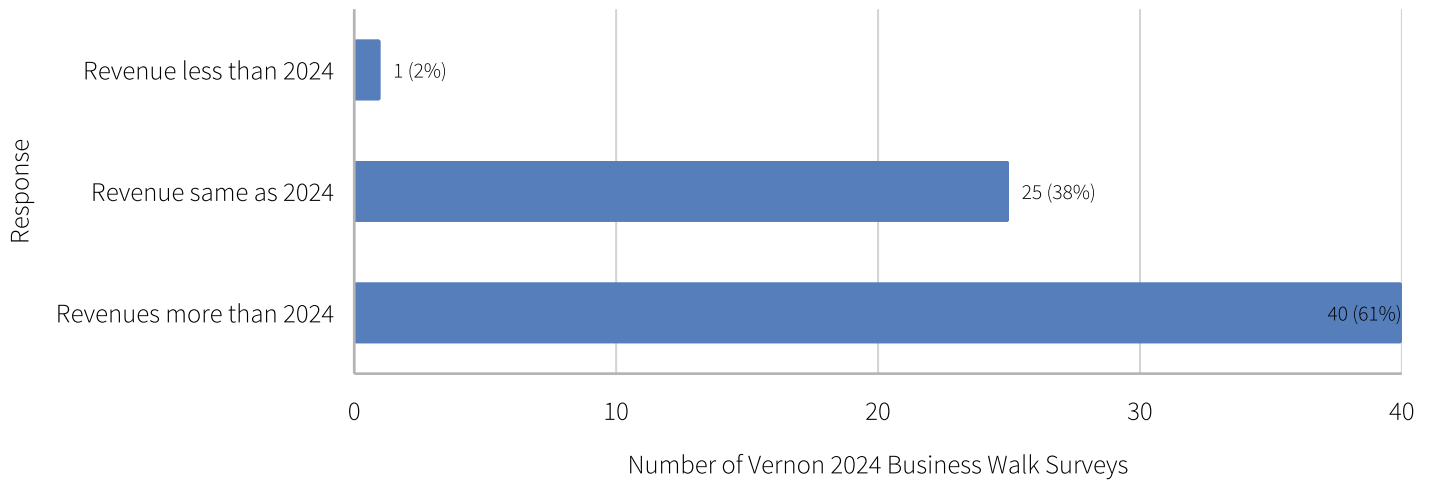
Responses	Total	
Yes	17	27%
No	45	73%
Total	62	100%

8. If yes, what immigration program did you use?



Responses	Total	
RNIP	6	67%
Temporary Foreign Worker Program	2	22%
Federal Skills Immigration	1	11%
Total	9	100%

9. What is the anticipated outlook for your business in 2025?



Responses	Total	
Revenue less than 2024	1	2%
Revenue same as 2024	25	38%
Revenues more than 2024	40	61%
Total	66	100%

Legend

Report generated: 11/15/2024 10:45 AM

Generated by: Ashleigh Volcz

Report type: Power Search

Search criteria: **Select your search and data options**

What information is primary to this report?

Vernon 2024 Business Walk Survey

Do you want to include related information? If so, select an option.

Company

Choose how data will be segmented (OPTIONAL)

None

Disclaimers: Fields with less than two or more than thirty unique responses will not display a chart.

Reports represent information from participating companies only and, therefore, may not provide an accurate representation of the market area.

Numeric and percentage returns are based on the actual number responses. In many instances, more than one data option may be selected.

Some questions allow users to enter their own total values and, therefore, total values may not equal subcomponent parts. Totals may be higher or lower than these parts, depending on data entry procedures. Also, because users can enter their own total values in these questions, we are not auto summing these total fields.