










# Statement of Financial Information

2025



**Vernon**  
**British Columbia**

Fiscal Year Ended:  
December 31, 2025



# Table of Contents

## Statement of Financial Information

Statement of Financial Information Approval.....	1
Council Remuneration and Expenses.....	2
Employee Remuneration and Expenses.....	3
Payments to Vendors in Excess of \$25,000.....	6
Statement of Severance Agreements.....	9
Statement of Guarantees.....	9
Grants & Contributions.....	10
Schedule of Debts.....	11

# City of Vernon

December 31, 2024

## Statement of Financial Information Approval

The undersigned, as authorized by the Financial Information regulation, Schedule 1, subsection 9(2), approves all the statements and schedules included in the Statement of Financial Information produced under the Financial Information Act.

\_\_\_\_\_  
Elma Hamming, CPA, CMA  
Director, Financial Services

\_\_\_\_\_  
Victor I Cumming  
Mayor

\_\_\_\_\_  
Date:

\_\_\_\_\_  
Date:

- Prepared under the Financial Information Regulation, Schedule 1, subsection 9(2)
-

## COUNCIL REMUNERATION AND EXPENSES

---

<b>NAME</b>	<b>OFFICE</b>	<b>2025 REMUNERATION</b>	<b>EXPENSES</b>
Cumming, Victor	Mayor	121,729	9,435
Durning, Teresa	Councillor	45,037	4,086
Fehr, Kelly	Councillor	46,133	4,121
Gares, Kari	Councillor	45,037	3,823
Guy, Brian	Councillor	47,120	5,065
Mund, Akbal	Councillor	45,286	205
Quiring, Brian F	Councillor	45,339	4,456
<b>Total</b>		<b>395,681</b>	<b>31,191</b>

No related Party Transactions paid in 2025

Prepared under the Financial Information Regulation, Schedule 1, section 6(2)(a), (3), (4), (5) a

## EMPLOYEE REMUNERATION AND EXPENSES

EMPLOYEE NAME	2025 GROSS EARNINGS	EXPENSES (NET OF TAX)	EMPLOYEE NAME	2025 GROSS EARNINGS	EXPENSES (NET OF TAX)
Adkins, I	140,718	2,876	Cruz Santos, E	101,717	710
Anderson, D	98,891	315	Cucheran, R	158,767	30
Archer, H	98,872	1,310	Cunningham, T	108,954	6,403
Atwood, T	117,101	1,800	Cyr, A	92,746	355
Austin, M	121,605	3,098	De Dood, B	111,056	3,343
Balcombe, H	92,932	1,097	Deneef, J	83,503	1,011
Baratto, L	102,527	5,130	Dennison, C	82,222	2,448
Barker, C	116,328	1,188	Derrick, B	135,693	2,340
Barrie, J	85,509	1,160	Desimone, M	83,827	654
Barton, T	193,640	6,307	Dobson, S	95,165	412
Baumgart, J	85,262	6,428	Dojack, B	91,484	777
Beals, J	102,549	200	Doorman, J	139,539	26
Becraft, S	87,949	0	Dowhaniuk, M	155,296	1,665
Bedard, R	102,238	1,219	DuMont, X	96,760	5,528
Bialecki, S	82,044	21	Dyck, W	75,370	620
Blain, T	79,344	0	Easton, N	82,400	0
Blood, J	224,437	2,448	Essex, A	79,984	200
Bond, B	132,216	326	Evans, K	102,326	2,645
Bouchard, M	103,239	262	Evans, R	97,412	441
Bowden, B	110,627	303	Faucher, M	135,099	409
Bowness, T	116,738	3,567	Fedorova, A	89,724	28
Braddick, M	86,548	0	Finlayson, A	77,282	0
Bradley, J	125,591	0	Fleck, M	86,787	2,370
Brandt, C	86,951	233	Fletcher, R	80,998	0
Bridal, P	102,530	0	Folk, T	101,059	15
Bridge, S	101,900	81	Francis, R	96,161	524
Briggs, C	95,740	40	Fuhr, D	86,354	1,327
Broderick, C	134,978	2,269	Fyfe, M	92,810	44
Browne, R	111,658	5,310	Gaucher, G	133,348	818
Calder, S	126,402	1,702	Gaythorpe, G	121,315	508
Campbell, A	92,838	228	Gellein, D	106,532	3,769
Carlson, R	88,557	847	Gibbins, R	86,361	1,869
Carter, B	125,486	2,277	Gilroy, C	145,190	274
Cecchini, D	148,398	319	Goolia, N	103,450	937
Chandra, R	78,957	1,506	Greenan, C	83,264	1,465
Channon, D	75,173	0	Grier, C	127,888	257
Charest, A	90,063	902	Grundy, H	119,674	273
Christiansen, T	104,947	151	Hamming, E	172,559	8,793
Christie, J	95,894	2,314	Harper, K	89,240	185
Clarke, C	167,295	15	Harris, K	109,357	200
Clary, J	115,245	2,042	Hawthorne, M	131,752	422
Clerke, T	106,610	2,065	Hazuria, G	91,582	3,900
Cleverley, C	115,127	501	Heater, C	75,743	36
Cooper, L	98,069	649	Henry, J	86,940	54
Couch, J	79,074	227	Hewitt, J	109,974	1,772
Coughlin, S	83,744	752	Hitchen, L	90,969	831
Coutu, A	100,954	1,518	Hobbs, M	111,638	18
Cover, D	124,822	252	Hofsink, A	179,805	3,805
Crawford, B	147,363	1,594	Holloway, R	98,995	641
Crosson, R	130,899	5,094	Holtz, C	92,060	247

## EMPLOYEE REMUNERATION AND EXPENSES

EMPLOYEE NAME	2025 GROSS EARNINGS	EXPENSES (NET OF TAX)	EMPLOYEE NAME	2025 GROSS EARNINGS	EXPENSES (NET OF TAX)
Hoolsema, A	102,765	2,831	Martin, O	84,263	2,018
Hopp, K	87,192	1,193	Martselos, A	87,074	2,555
Hornett, K	94,308	12,356	McBurnie, K	94,750	16
Huisken, A	115,713	2,655	Mccarty, K	115,714	39
Husband, B	102,828	21	Mcconkey, D	77,346	855
Hutchinson, Z	104,734	16	Mcdonald, K	107,997	639
Hutchison, C	78,820	125	Mcgean, D	95,299	215
Imrich, L	106,498	276	Mcgiverin, R	159,008	477
Irvine, H	79,073	241	McGorman, R	79,980	227
Irwin, S	136,303	7,826	Medcalf, L	96,024	4,259
Isles, C	85,627	1,989	Miles, W	118,263	1,100
Jacob, M	84,777	737	Mirsky, N	101,468	1,598
Jacobson, K	107,703	3,204	Mitchell, S	111,764	18
Jennings, M	87,348	875	Morris, R	99,599	315
Jmaiff, C	122,410	274	Morrison, N	100,756	2,787
Johannson, I	95,450	272	Mueller, T	77,438	390
Johnson, T	83,823	974	Mulligan, G	128,907	4,255
Keast, M	124,421	735	Munroe, H	96,566	301
Keenan, T	162,540	0	Muszynski, C	86,988	1,740
Kelly, M	85,632	1,201	Nadeau, D	130,362	278
Knight, J	100,891	322	Naveri, T	80,308	1,451
Knights, M	86,518	21	Novakowski, D	86,003	0
Knuhtsen, S	143,635	1,677	Novakowski, R	102,327	787
Korolchuk, L	121,054	1,355	Nuriel, R	144,383	2,094
Kozin, S	123,501	122	O'Hara, E	98,332	818
Kruysifix, D	149,384	16	Olson, G	102,701	130
Kryszak, K	128,248	2,958	Olson, M	153,817	18
Laing, L	96,096	0	Orosz, T	75,406	180
Langdon, N	93,462	359	Ovens, C	155,988	484
Laniak, P	83,407	32	Ovington, C	126,802	26
Lecavalier, T	110,128	1,446	Parker, R	133,729	3,562
Lee, Q	86,910	300	Parsons, B	175,362	885
Lees, D	128,190	4,506	Perrott, J	164,924	2,656
Lefebvre, G	109,022	818	Pill, G	98,955	3,059
Leroux, T	119,489	958	Poole, K	192,428	4,431
Leslie, K	98,548	0	Powell, R	102,000	727
Levorson, A	83,404	0	Price, E	102,197	710
Lightfoot, C	91,723	0	Price, L	124,662	1,795
Lind, D	204,822	6,936	Pridham, D	169,197	8,791
Lind, L	75,788	88	Pringle, J	116,950	1,065
Lindner, G	76,325	0	Pshyk, S	132,347	276
Link, G	80,459	0	Ragupathy, S	86,433	1,062
Linton, C	130,005	679	Rankel, K	87,472	1,048
Lochhead, M	105,744	300	Reeves, J	102,073	1,278
Louis, L	90,396	5,052	Reichlin, G	144,839	474
Low, R	99,093	2,168	Rempel, C	91,075	2,499
Lucich, H	81,628	2,271	Rennie, D	78,580	415
Luxton, J	94,005	0	Rice, J	201,802	909
Marshall, R	125,848	2,918	Richenberger, B	82,468	225
Martin, D	91,723	0	Robbins, G	87,825	275



## PAYMENTS TO VENDORS IN EXCESS OF \$25,000

VENDOR NAME	2025	VENDOR NAME	2025
0872355 BC Ltd DBA Speedpro Signs	60,488	Chilkoot Equipment Ltd dba Bobcat of Vernon	27,740
6ix Sigma Productions Ltd	166,597	City of Kelowna	947,934
A & D Asphalt Solutions Ltd	288,293	Clark Builders (BC) Ltd	55,795,024
A & G Supply Ltd	143,807	Clear Water Controls Inc	64,709
A.R. Mower & Supply Ltd	52,671	Cleartech Industries Inc	143,286
A-1 Machine & Welding (1986) Ltd	187,495	Coast Water Systems - Division of Emco Corporation	118,720
Aberdeen Machine (1997) Ltd	26,630	Commercial Truck Equipment Co (Danco)	273,524
Access Planning Ltd	25,589	Community Energy Association	132,530
Accurate Fence & Mfg.	94,266	Community Futures Development Corp of N Okanagan	123,336
Acera Insurance Services Ltd	174,584	Con-Ex Civil Contractors	29,712
ADS ETI	138,906	Contour Trails	36,832
Advantageone Technology Inc	68,476	Corporate Express DBA Staples Advantage	35,909
Aecom Canada Ltd	118,692	Cougar Ridge Computer Systems O/A Inspiris	38,768
Alberta Parking Lot Services 1985 Ltd	447,385	Creative Transportation Solutions Ltd	47,786
Align Engineering Ltd	53,021	Crowdriff Inc	73,370
All Pro Tree & Landscape Services Inc	86,760	CWM Cleaning Services Ltd	48,310
Alpha Omega Security Ltd	54,834	Dalziel Contracting	82,640
Amazon	98,392	Daniel Leger dba Prosolver Enterprises	29,168
Amrize Canada Inc	1,108,254	Davidson Lawyers LLP	30,509
Andrew Sheret Ltd	282,486	Davidson Lawyers LLP "In Trust"	69,017
Arts Council of the North Okanagan	25,000	DC Power Group Ltd	30,415
Associated Environmental Consultants Inc	87,319	Denovo Electric	58,412
Associated Fire Safety Group Inc	122,945	District of Coldstream	50,049
ATS Electric & Technical Service Ltd	132,730	Donald's Machine Works Ltd	39,758
Avensys Solutions Inc	53,351	Downtown Vernon Association	612,761
Avenue Industrial Supply Co Ltd dba Global Industrial Canada	25,112	Dynamic Asphalt Services Inc	189,912
Banner Recreation and Marine - Vernon	54,650	Dynamite Construction Ltd	329,012
Bannister Chevrolet Buick GMC Vernon Inc	111,523	E Lees & Associates Consulting Ltd	63,983
Barefoot Planning LTD	128,935	EB Horsman & Son Ltd	219,590
BC Assessment Authority - Taxation	705,556	EcoForward Sustainable Solutions	57,000
BC Hydro & Power Authority	2,310,349	Econolite Canada Inc	206,326
BC Transit	2,517,817	Ecora Consultants Ltd	180,791
BCW Traffic Management Ltd	42,460	Ecoscape Environmental Consultants Ltd	123,958
Black Press Group Ltd	36,738	Emco Corporation	186,280
Bot Corp	47,669	Emps Electric Motor & Pump Service Ltd	183,416
Brenntag Canada Inc	189,936	Engage Delaney Inc	39,432
Bunt & Associates Engineering Ltd	62,804	Envirosafe Janitorial Inc	111,210
Busy Bee Pest Control	52,920	Escribe Software Ltd	74,197
C2 Biz Services Ltd	51,316	ESRI Canada Ltd	190,635
Cabin Operations Ltd	335,308	Euna Solutions Inc	68,286
Canada Post Corp Acct #4065786	77,942	Evergreen Building Maintenance Inc	136,621
Canada Safety Equipment Ltd	153,285	Evergreen Destination Development Ltd	92,018
Canadian Industrial Pumps Ltd	68,078	Evoqua Water Technologies Ltd	67,227
Canadian Linen & Uniform Service	48,733	Executive Flight Centre Group Ltd	402,676
Canadian Mental Health Assoc Vernon	82,210	FH Black & Company Inc	77,614
Canadian National Railway Co	29,116	First Truck Centre Inc DBA Velocity Truck Centres	1,298,101
Cancadd Imaging Solutions Ltd	26,765	Fletcher Paine Associates Ltd	224,542
Cancom Security Inc	73,581	Flowsystems Distribution Inc	94,498
Caro Analytical Services Ltd	52,505	Forge Electric Ltd	52,862
Cascadia Strategy Consulting Partners Ltd	152,297	Fortis BC	449,932
Castle Fuels (2008) Ltd	25,077	General Carbon Corp	93,274
CDW Canada Inc	222,157	GFL Environmental Inc	247,161
Centralsquare Canada Software	218,537	Granicus Canada Holdings ULC	49,662
Centrix Control Solutions	51,975	Grizzly Curb & Concrete Ltd	348,211
Cgl Contracting Ltd	4,190,059	Grounds Guys Landscape Management	857,989
Chances Bulk Unloading Ltd	34,354	Guillevin International Co	56,963
Chapman Industries Ltd	3,802,955	Hach Sales & Service Canada Ltd	51,699

## PAYMENTS TO VENDORS IN EXCESS OF \$25,000

VENDOR NAME	2025	VENDOR NAME	2025
Handy Guys Home Renovation	33,209	Northwest Hydraulic Consultants Ltd	44,196
Harris Time Inc	735,670	Nutrien Ag Solutions (Canada) Inc	26,714
Iconix Waterworks	213,819	Oakcreek Golf & Turf LP	32,947
Innov8 Digital Solutions Inc	37,194	Okanagan College	40,950
Innovate Planning & Co. Inc	54,357	Okanagan Indian Band	200,165
Integral Building Maintenance	46,253	Okanagan Regional Library	2,233,634
Interior Roofing (2011) Ltd	235,425	Omega Communications Ltd	45,843
International Direct Response Services Ltd	46,047	Ops Services Ltd	210,290
Interprovincial Traffic Services Ltd	37,261	Orchard Ford Sales Ltd	60,723
Ironman Directional Drilling Ltd	936,036	Origin Marketing Ltd	30,030
ISL Engineering and Land Services Ltd	58,231	Pacific Flow Control Ltd	29,246
Joint Force Tactical Ltd	57,096	Park N Play Design Company Ltd	153,114
Jsf Technologies Inc	36,384	Pattison Outdoor Advertising LP	30,844
Kainos Canada Inc	53,681	Perfectmind Inc	29,254
Kal Tire Ltd	63,802	Petrovalue Products Canada Inc	390,641
Kamloops Precision Machinery Ltd	69,612	PFG Ventures DBA Proforma Connect Branded Goods	26,795
Kendrick Equipment Ltd	42,009	PrairieCoast Equipment Inc	57,736
Kent-Macpherson Appraisals Inc	58,042	Precision Electric Motor Service Ltd	30,131
Kimco Controls Ltd	809,857	Predator Ridge Limited Partnership	92,544
KMBR Architects	37,563	Prestige Monitoring Station Inc dba Hewberry Alarms Inc	74,156
Kpmg LLP T4348	64,391	Prime Quality Construction Inc	113,099
Landmark Solutions Ltd	3,780,872	R E Postill & Sons Ltd	774,262
Laurie Darcus	36,060	R355 Enterprises Ltd	880,129
Lawson Engineering Ltd	386,268	Receiver General - Canada Border Services Agency (CBSA)	25,802
Leko Precast Ltd	74,077	Receiver General For Canada	12,320,183
Lenovo (Canada) Inc	162,907	Receiver General For Canada - DND	26,042
Lidstone & Company	115,589	Regional District of North Okanagan	34,279,913
Lifesaving Society BC & Yukon Branch	26,195	Rekon Solutions Inc	32,131
Links Lawn & Yard Services	46,332	Remix Technologies LLC	25,000
London Drugs Ltd	25,852	Richmond Packaging Ltd	32,781
Long View Systems	214,565	Rider Ventures	41,017
Lordco Parts Ltd	26,388	Riverbend Electric Ltd	58,375
Mathews, Dinsdale & Clark LLP	85,633	Rjames Management Group Ltd	29,263
McCuaig & Associates Engineering Ltd	112,870	Robert R Traynor	69,750
Mcelhanney Ltd (Vernon)	539,526	Rogers Media Inc	35,614
Mearl's Machine Works Ltd	188,457	Rollins Machinery Ltd	193,938
Metro Motors Ltd	58,932	Roper Greyley LLP	69,230
MFR Resolutions Consulting Corp DBA The Mirror Method	41,060	Rupal Brahmhatt	65,930
Minister of Finance	26,302	Ryan Young Technical Services	26,278
Mitacs Inc	25,200	Seal Tec Industries Ltd	168,690
Mitchell Machinery Equipment Sales & Rentals Ltd DBA North Machiner	37,520	Securiguard Services Limited	27,120
Modern Energy Management Ltd	131,991	Sel Surveys/Douglas R Jacobi	203,988
Monaghan Engineering & Consulting Ltd	726,260	SenseNet Inc	39,200
Morello Communications Inc	26,059	Shaw's Enterprises Ltd	34,201
Mountain View Electric Ltd	155,740	Sherine Industries Ltd	28,533
MTS Mobile Pressure Washing	34,490	Sierra Landscaping Ltd	291,479
Municipal Insurance Assoc of BC	506,871	Silver Star Resort Association	150,500
MV Technologies	66,429	Siteone Landscape Supply LLC	41,361
MVA Power Inc	114,087	Skeans Pneumatic & Automation Inc	31,873
N-Able Solutions ULC	143,795	SLS Chemical Inc	135,240
Napp Enterprises Ltd	30,455	Social Planning Council For The N.O.	131,712
Nebula Cybersecurity Group Ltd	27,888	Source office Furniture & Systems Ltd	89,834
New Rhodes Construction Inc	55,692	Sparkling Hill Wellness Hotel Ltd	31,696
Nixon Earthworks Ltd	118,450	Sport and Culture Society of The North Okanagan	102,394
Nors Construction Equipment Canada GW	403,770	Stantec Consulting Ltd	1,464,125
North Okanagan Columbia Shuswap Regional Hospital District	4,332,757	Stephanie Tambellini Design Studio Inc	35,438
North Okanagan Youth & Family Services Society (Noyfss)	96,529	Summit Valve and Controls (BC) Inc	74,681

## PAYMENTS TO VENDORS IN EXCESS OF \$25,000

VENDOR NAME	2025	VENDOR NAME	2025
Sun Ridge Contracting Ltd	1,316,501	Ursus Heritage Consulting	65076
Sunbelt Rentals of Canada Inc	81,297	Vanspen Contracting Ltd	80935
Suncor Energy Products Partnership	590,668	VDM Consulting Ltd	70295
Sunset West Mechanical Ltd	423,550	VDZ+A Consulting Inc	53304
Super Save Disposal Inc	83,682	Veolia Water Technologies Inc	79116
Symphony Tourism Services	26,366	Vernon & District Assn For Community Living	176338
Telus Communications (BC) Inc	89,423	Vernon Civic Employees Union - Local 626	420917
Telus Communications Co	26,906	Vernon Hardware Ltd DBA Home Building Centre	38379
Telus Mobility Cellular Inc	120,773	Vernon Line Painting Ltd	114125
Tetra Tech Canada Inc	121,458	Vernon Lock & Security Solutions Ltd	79785
The Social Agency Inc	86,153	Vernon Professional Firefighters Association	147550
TinyMobileRobots US LLC	77,197	Vimar Equipment Ltd	45354
TKI Construction Ltd	28,369	Walker Process Equipment	81878
Todd Allan Doyle DBA Doyle's Custom Rock Walls	27,720	Wayside Press Ltd	44885
Tomko Sports Systems Inc	67,014	Western Equipment Ltd	51326
Total Flooring Concepts (2008) Ltd DBA Nufloors Vernon	32,885	Western Road Distribution Inc	71616
Total Power Ltd	57,029	WFR Wholesale Fire & Rescue Ltd	34621
Travelscape LLC dba Expedia Group Media Solutions	41,139	White Cap Supply Canada Inc	38872
Tristar Environmental Services Ltd	72,294	Wise Wildlife Control Service	56007
Twincon Enterprises Ltd	935,684	Wishbone Industries Ltd	51854
Twisted Mops Cleaning Company	100,141	Wolseley Waterworks Group	267747
Uni-Select Inc	69,152	Wolsey Contracting	218290
United Irrigation & Landscaping Inc.	330,850	Workday Limited	461718
Universal Traffic (258) Ltd	51,183	Yeti Refrigeration Inc	99837
Urban Matters Ccc Ltd	54,640	Youth Climate Corps BC	60000
Urban Systems Ltd	108,213		
		<b>Total</b>	<b>168646537</b>
		All Other Under \$25,000	4204350
		<b>Grand Total Payments to Vendors</b>	<b>172850887</b>

**RECONCILIATION NOTE:** The operational statement presented in accordance with Financial Information Regulation, Schedule 1, section 3 (1)(a) has been prepared in accordance with generally accepted accounting principles for British Columbia local governments, and expenditures have been accounted for in the period the goods and services are acquired and liability received. The schedule of payments for the Provision of Goods and Services indicates payments made in

Prepared under the Financial Information Regulation, Schedule 1, section 7

## **STATEMENT OF SEVERANCE AGREEMENTS**

In accordance with the requirements of the *Financial Information Act* below is a schedule of Severance Agreements and equivalent's month range of compensation for the year 2025 for which severance payments commenced in 2025.

Number of Severance Agreements: 4

Range of equivalent's months' pay: 4.0 months to 6.0 months

Prepared under the Financial Information Regulation Schedule 1, section 6(7)

## **STATEMENT OF GUARANTEES**

In accordance with the requirements of the *Financial Information Act* below is a summary of Guarantees in effect for the year 2025.

There were no Guarantee Agreements as of December 31, 2025.

Prepared under the Financial Information Regulation Schedule 1, section 5

## 2025 GRANTS & CONTRIBUTIONS

PAYEE	2025	GRANT TYPE
Abbeyfield Houses of Vernon Society	10,233	Council Discretionary Grants
Allan Brooks Nature Centre	1,000	Mayor's Discretionary Funds
BC Wildlife Federation	8,000	Council Discretionary Grants
Bowen O'Brien	1,739	Climate Action Projects
Castanet Vernon	500	Climate Action Projects
Community Futures Development Corp of N Okanagan	80,000	Rural Community Immigration Pilot Project
Community Futures Development Corp of N Okanagan	500	Contribution to Grant Writing Workshop
Downtown Vernon Association	8,000	Civic Sounds Grant
Downtown Vernon Association	58,241	Landscaping & Maintenance Grant
Family Resource Centre for North Okanagan	2,700	Council Discretionary Grants
Jenna Roze Des Ordons	500	Heritage Grants
Kalamalka Starfish Society	8,250	Council Discretionary Grants
Kalavida Surf Shop Ltd	500	Climate Action Projects
Laisha Rosnau	2,000	Climate Action Projects
MelanPR	1,600	Climate Action Projects
Museum & Archives of Vernon	8,000	Council Discretionary Grants
North Okanagan Cycling Society	500	Climate Action Projects
North Okanagan Hospice Society	6,000	Council Discretionary Grants
North Okanagan Hotel Association	250	Climate Action Projects
North Okanagan Pipes and Drums	5,000	Council Discretionary Grants
North Valley Gymnastics Society	5,000	Council Discretionary Grants
Okanagan Quality of Life Society	3,000	Council Discretionary Grants
Okanagan Regional Library	28,766	Library Sunday Openings
Okanagan Village Housing Society	2,000	Climate Action Projects
Olympia Cycle & Ski	450	Climate Action Projects
RCMP Youth Academy	8,000	Jean Minguy Youth Academy Grant
Richard Polke	2,000	Climate Action Projects
Sadok Ukrainian Dance Ensemble of Vernon	1,561	Council Discretionary Grants
Salvation Army Vernon Corps	20,300	Council Discretionary Grants
School District No. 22	20,000	Climate Action Projects
Vernon & District Immigrant & Community Services	2,500	Council Discretionary Grants
Vernon Amateur Athletics Association	5,000	Council Discretionary Grants
Vernon Community Band Society	400	Council Discretionary Grants
Vernon Community Band Society	1,000	Mayor's Discretionary Funds
Vernon Lawn Bowling Club	2,000	Council Discretionary Grants
Vernon Paddling Centre Society	2,000	Council Discretionary Grants
Vernon Pride Society	300	Climate Action Projects
Vernon She Shed Society	10,000	Council Discretionary Grants
VOICE Society	500	Climate Action Projects
VOICE Society	12,000	Canada Day Celebrations
<b>Total \$</b>	<b><u>330,290</u></b>	

Prepared under the Financial Information Regulation Schedule 1, section 7 (2)(b) and (2)(c)

## SCHEDULE OF DEBTS

Bylaw	Description	Maturity Date	Rate %	Term	Principal	Interest	Debenture Outstanding
5908	Active Living Centre Draw #2	2055	3.73	30	\$ -	\$ -	\$ 45,000,000
5908	Active Living Centre Draw #1	2054	3.83	30	\$ 610,197	\$ 1,206,450	\$ 30,889,803
4791	Water Reclamation Plant	2030	0.91	25	\$ 379,788	\$ 114,262	\$ 3,464,436
4680	Sewage Treatment Draw #1	2028	2.85	25	\$ 59,104	\$ 87,630	\$ 390,234
4680	Sewage Treatment Draw #2	2027	1.47	25	\$ 104,762	\$ 73,500	\$ 659,649
Balance, December 31, 2025					\$ 1,153,851	\$ 1,481,842	\$ 80,404,121

Prepared under the Financial Information Regulation, Schedule 1, (1), (c)